

The role of policy design in inducing technological change in the energy sector



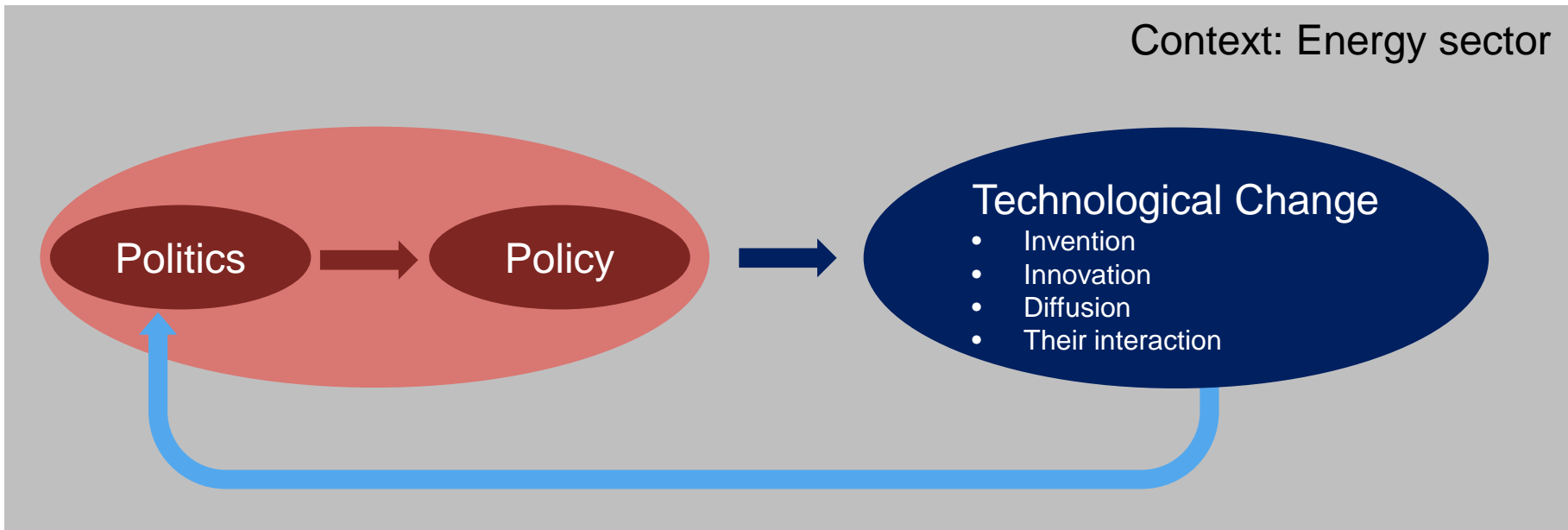
Prof. Tobias S. Schmidt, Energy Politics Group, ETH Zurich (D-GESS)
based on work with Leonore Hälg and Marius Wälchli

SCCER CREST

4th Educational Workshop of the Simulation Lab, Zurich, 29 March 2017

EPG's research framework

We analyze question related to the governance of technological change in the energy sector, particularly around the co-evolution of policy and technology



Our research stresses the role of path dependency in technological and policy change.

Agenda

§ **Background**

§ Research Question, Approach, and Case

§ Methods

§ Results

§ Discussion

The role of public policy in inducing technological change in the energy sector

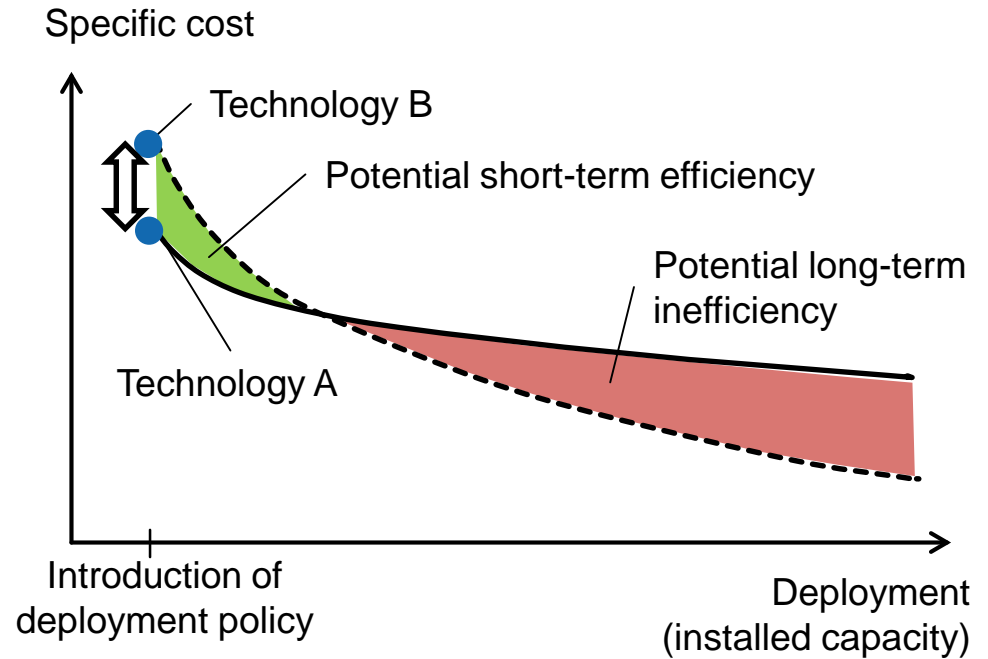
- § “Technological change is at once the most important and least understood feature driving the future cost of climate change mitigation” (Pizer and Popp, 2008, p. 2768).
- § Technological change = invention, innovation, and diffusion of new technologies
- § To avoid dangerous levels of climate change we need to accelerate and re-direct technological change in energy-related sectors (BAU rate & direction not enough)
- § Several market/system failures involved in technological change in the energy sector: emission externality; knowledge spillovers from R&D and learning-by-doing/using; path dependency
- What is the most cost-effective policy (mix)?
- § Most research has focused on instrument type a vs b, but results often contradicting
- § Some scholars argue that the policy design is more important than the instrument type
- § One key design criterion is the *technology-specificity* of a policy

Policy interventions themselves can create lock-ins

4 determinants of technological path dependency:¹

1. Large fix cost
2. Network effects
3. Shared expectations
4. Learning effects

- Assuming technological substitutes, costs are key adoption criterion²
- Cost differences at market introduction can determine technology selection by users (often found in energy sector)



Potential downsides of lock-in:

- Premature lock-in can lead to short term efficiency but long-term inefficiency¹
- Systems with low diversity are less resilient to external shocks³

How to design deployment policies in order to avoid technological lock-in?

¹Arthur, W., 1989. Competing technologies, increasing returns, and lock-in by historical events. *The Economic Journal* 99, 116–131.

²Abernathy, W.J., Clark, K.B., 1985. Innovation: Mapping the winds of creative destruction. *Research Policy* 14, 3 – 22.

³Stirling, A., 2007. A general framework for analysing diversity in science, technology and society. *Journal of the Royal Society Interface* 4, 707–719.

How to avoid lock-in through deployment policies?

Technology-specific policies school¹ argues...

- Markets select on short-term basis
- Risk and downsides of lock-ins too high
- ▷ (Complementary) technology specific instruments to level playing field

Technology-neutral policies school² argues...

- Policy decisions driven by political considerations, not market signals
- “Policy makers bad at picking winners”
- ▷ Technology-neutral instruments



Overcoming the dichotomy:

- Technological change on different hierarchy levels³
- Policies can only be specific only on one hierarchy level⁴

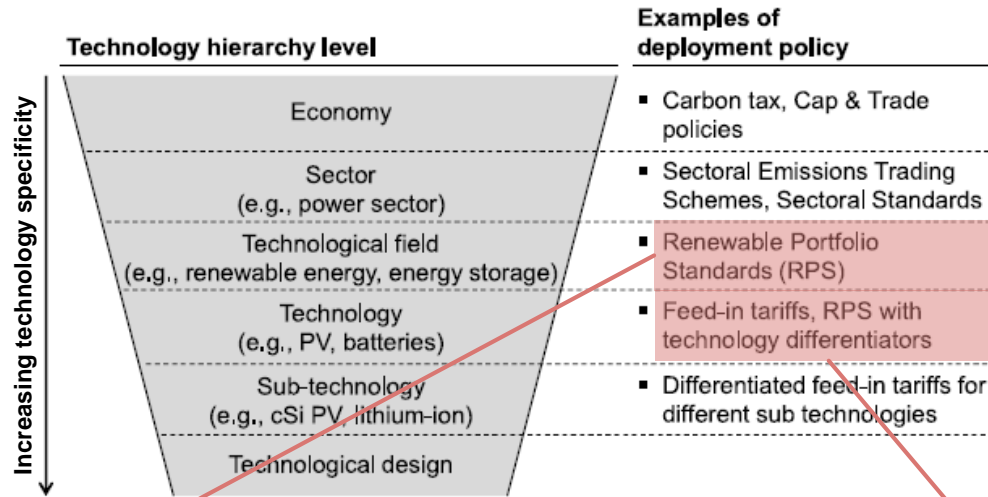
¹ e.g., Aghion, P., David, P.A., Foray, D., 2009. Science, technology and innovation for economic growth: Linking policy research and practice in “STIG Systems.” Res. Pol. 38

² e.g., Metcalf, G.E., 2009. Tax Policies for Low-Carbon Technologies. National Tax Journal 62

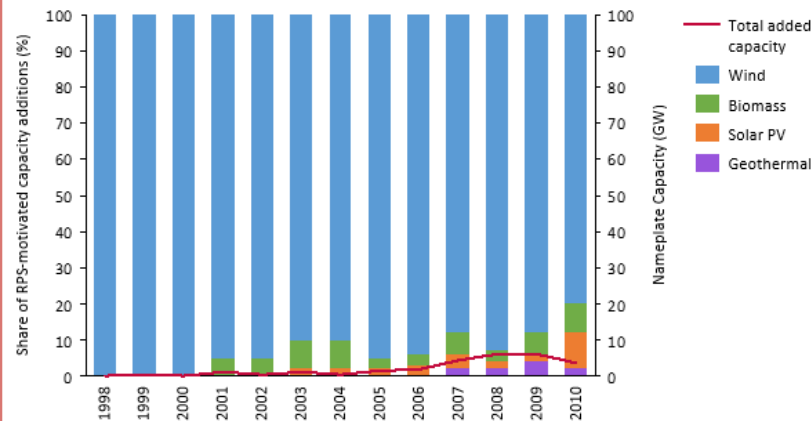
³ Winkler, M., et al. 2013. Learning pathways for energy supply technologies: Bridging between innovation studies and learning rates. Tech. Forecast. & Soc. Change 81

⁴ Azar, C., Sandén, B., 2011. The elusive quest for technology-neutral policies. Environmental Innovation and Societal Transitions 1, 135–139.

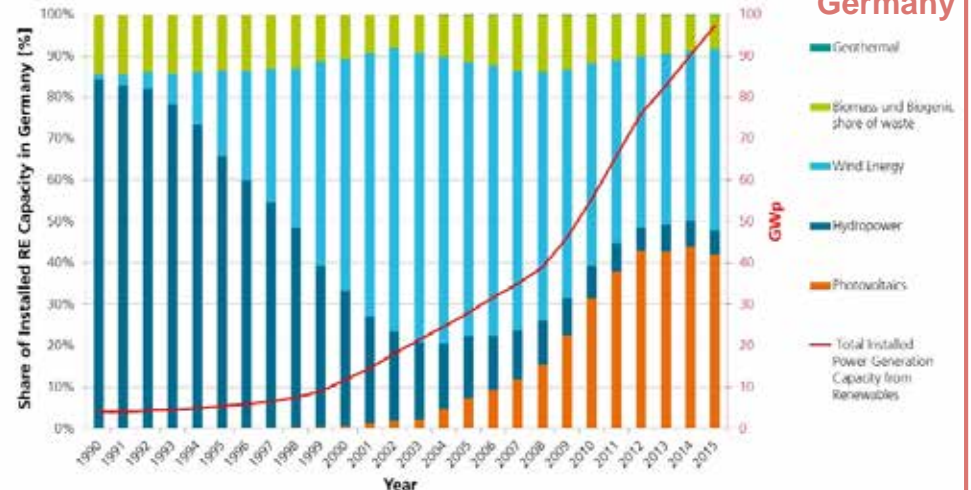
Deployment Policy Design for Renewable Energy Technologies (RET)



USA



Germany



Preliminary empirical results point to the technology-selection effect of policy mixes' technology-specificity

Regression of policy mixes' technology-specificity on technology diffusion

	Bioenergy	Wind	PV
IPA.Economy	0.002	-0.003	0.001
IPA.Sector	0.001	-0.009	0.005
IPA.Field	0.009***	0.010	-0.007
IPA.Tech.i	0.0004	0.012***	0.014***
IPA.Tech.1-i	0.001	0.002	0.003
Adjusted R sq	0.934	0.919	0.710

*p<0.1; **p<0.05; ***p<0.01

Background:

- Panel data of 9 countries' RE policies over 16 years: 562 policies in total
- Each policy instrument is weighted by its intensity (see Schaffrin et al. 2015)
- Each policy instrument is coded with its technology-specificity
- Control variables included but not shown on slide
- Country fixed-effects

But policies might also target different applications (of the same technology)

German PV deployment policies

- German 1'000 and 100'000-roofs programs *roof-top application only*
- 2003: Feed-in tariff (FiT) additionally included *open-space applications* (market size and cost arguments)

Applications


Roof-top



Open-space




Technologies



Crystalline silicon (cSi)



Crystalline silicon (cSi)



Thin film (CdTe)

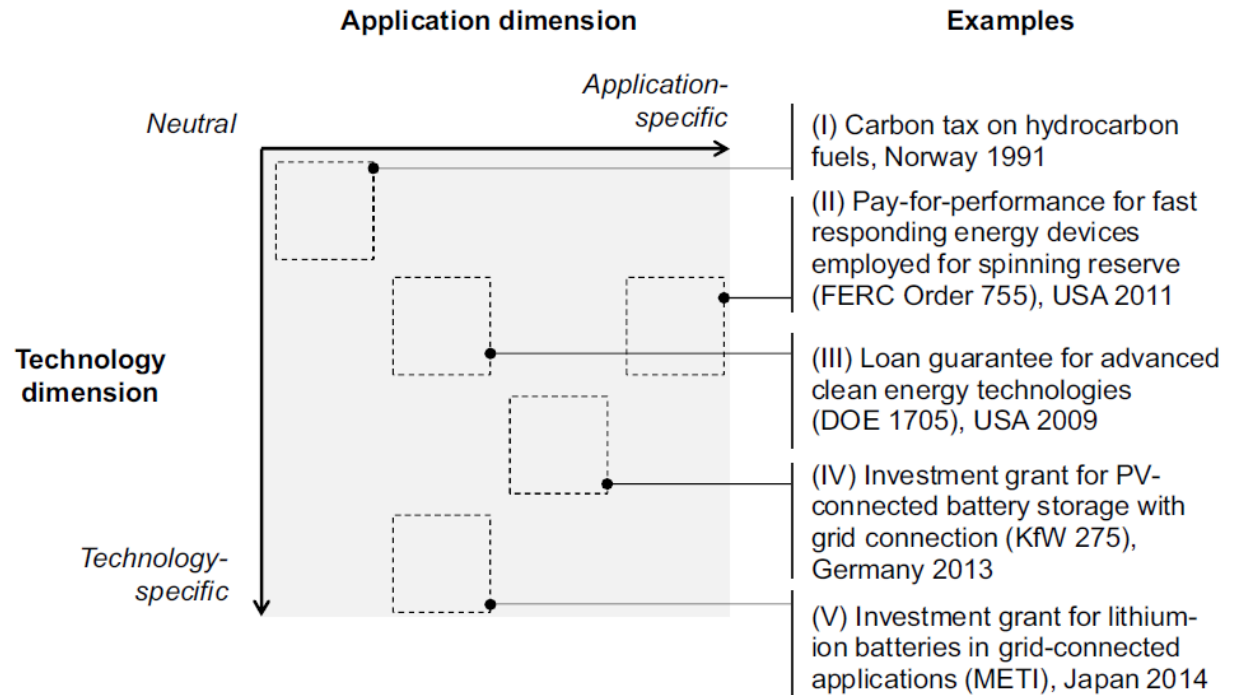
¹First Solar, 2011. Annual Report 2011. Tempe, AZ, United States.

Deployment Policy Design for Renewable Energy Technologies (RET)

RET deployment policies may also be **application-specific**

An **application** may be differentiated based on, e.g., the **site** or **size** of an installation.

Technology- and application-specificity of battery deployment policies



LITERATURE GAP

Lack of understanding of the effect of deployment policy design on technology diffusion and lock-in

Agenda

§ Background

§ **Research Question, Approach, and Case**

§ Methods

§ Results

§ Discussion

Research Question and Approach

LITERATURE GAP

Lack of understanding of the effect of deployment policy design on technology diffusion and lock-in

RESEARCH QUESTION

What is the effect of the deployment policy design on the diffusion and possible lock-in and lock-outs of different sub-technologies?

CASE

German FIT and its effect on the diffusion of PV sub-technologies thin-film and c-Si along the applications open space and rooftop

APPROACH

Historically calibrated agent-based model simulating investment decisions

Case Selection: Solar Photovoltaics (PV) in Germany

GERMANY

Since 2000, **Renewable Energy Sources Act** (Erneuerbare-Energien-Gesetz) offering technology-specific feed-in tariffs

Germany has been the front-runner in RET and especially solar PV deployment with spendings of **47 bn EUR¹** on solar PV between 2000 and 2015 **6%²** of the total **electricity production** from **solar PV** in 2015

SOLAR PV

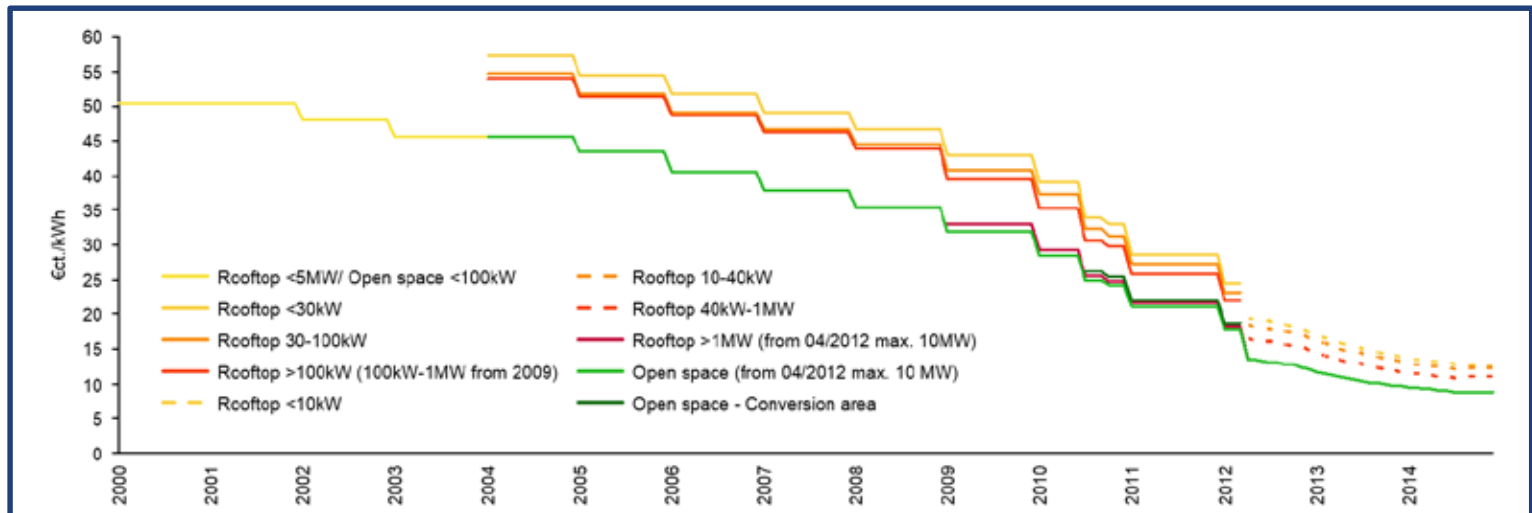
Two predominant technologies:

- Crystalline silicon (c-Si)
- Thin film

EEG differentiates between two main applications (starting in 2004):

- Rooftop (with size differentiation)
- Open space

FEED-IN TARIFFS



¹ Bundesministerium für Wirtschaft und Energie (BMWi) (14.10.2016). EEG in Zahlen: Vergütungen, Differenzkosten und EEG-Umlage 2000 bis 2017; ² Bundesministerium für Wirtschaft und Energie (BMWi) (2016). <http://www.bmwi.de/DE/Themen/Energie/Erneuerbare-Energien/erneuerbare-energien-auf-einen-blick.html>

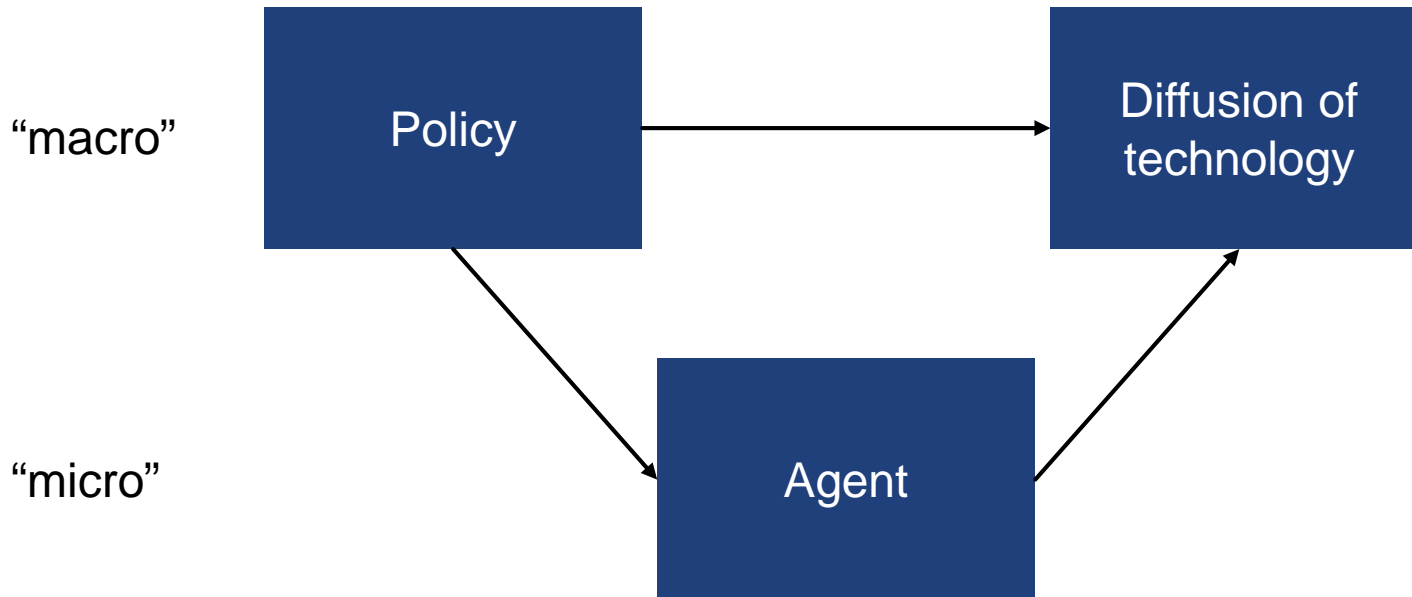
Agenda

- § Background
- § Research Question, Approach, and Case
- § **Methods**
- § Results
- § Discussion

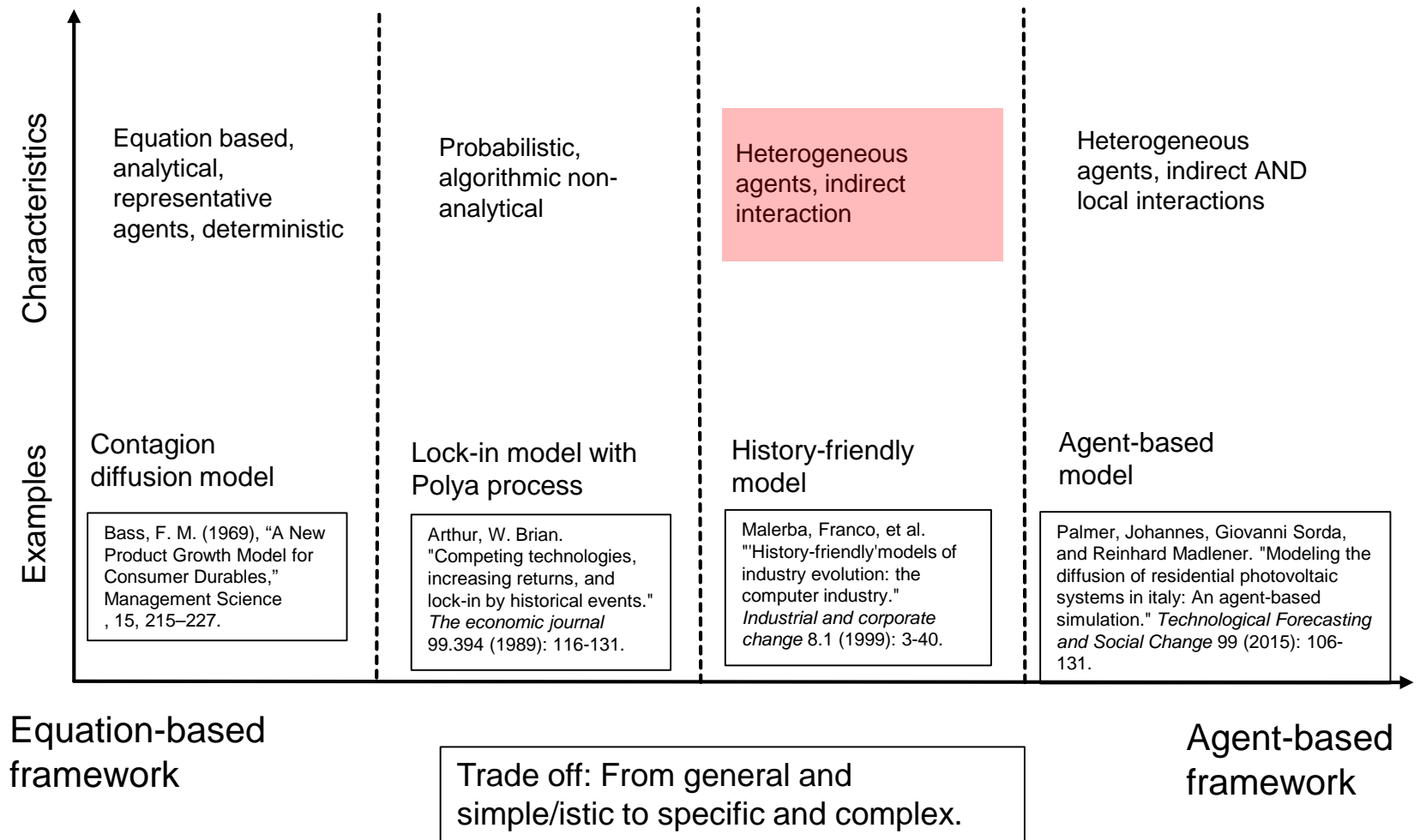
Method

Activity	Goal
1 Literature review, data analysis	Provide rationales for model development and case selection, define alternative policy scenarios
2 Baseline model development and calibration	“Replay history”: Obtain model fittings resulting in diffusion patterns similar to what really happened
3 Development of model for alternative policy scenarios	“Replay alternative history”, evaluate the effect of policy design on diffusion patterns
4 Analysis of alternative policy scenarios	Derive implications for future deployment policy design

Agent-based model: Explaining “macro-level” outcomes by modelling “micro-level” decisions



Background on Modelling Technology Diffusion and Lock-In

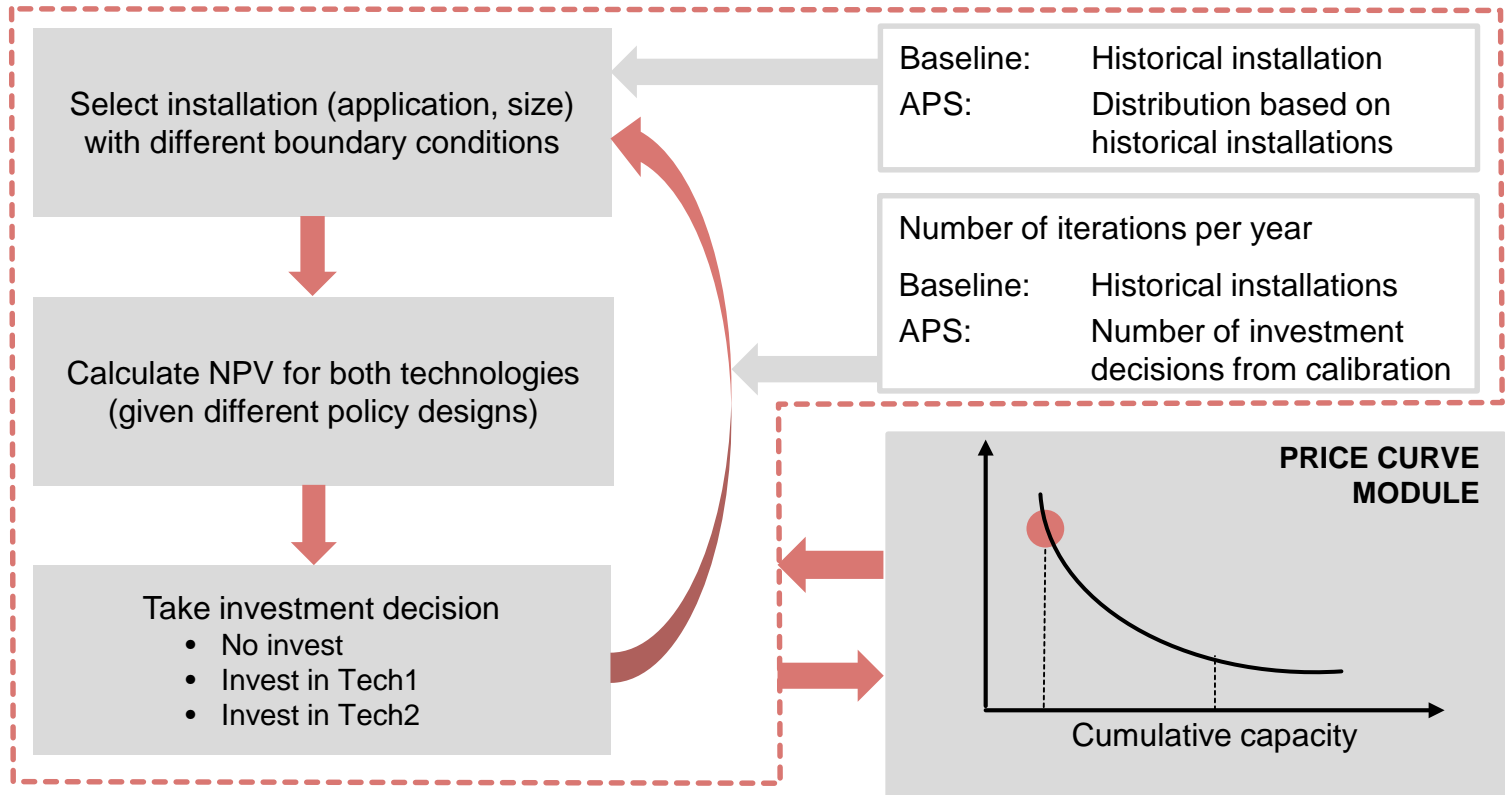


Baseline and Alternative Policy Scenario (APS) Models

AGENT-BASED MODELS

- Heterogeneous agents (investors) with bounded rationality
- Indirect interactions between agents via price curve
- Direct interactions through peer effect (at installer and individual level)

INVESTMENT DECISION MODULE

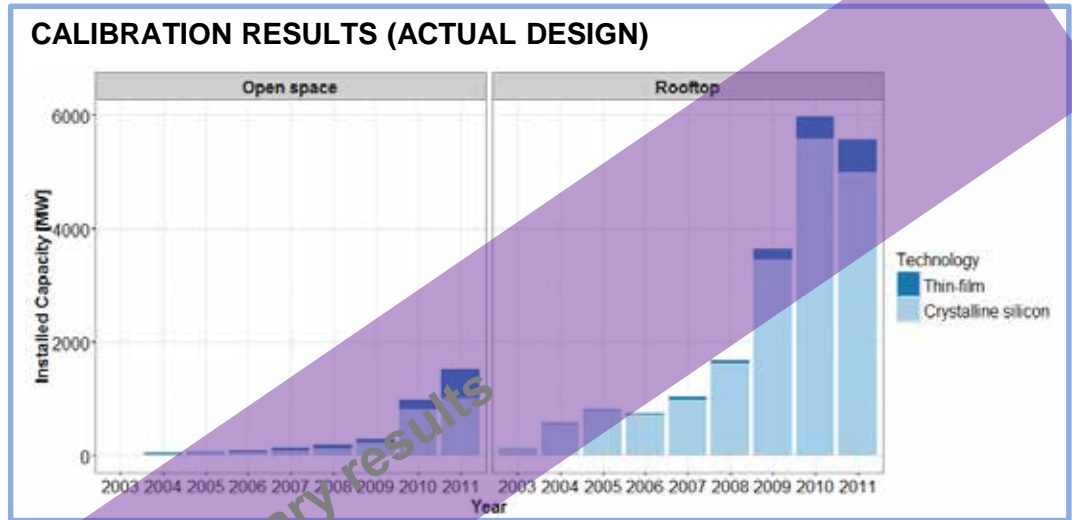
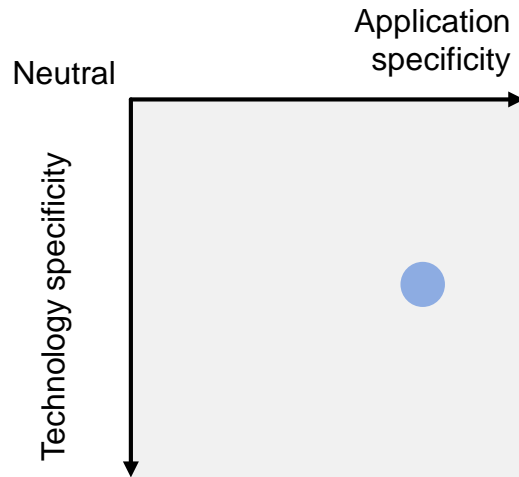


Source: Working paper, Haelg, Waelchli, Schmidt (2017)

Agenda

- § Background
- § Research Question, Approach, and Case
- § Methods
- § **Results**
- § Discussion

Alternative Policy Scenarios – Historical FiT

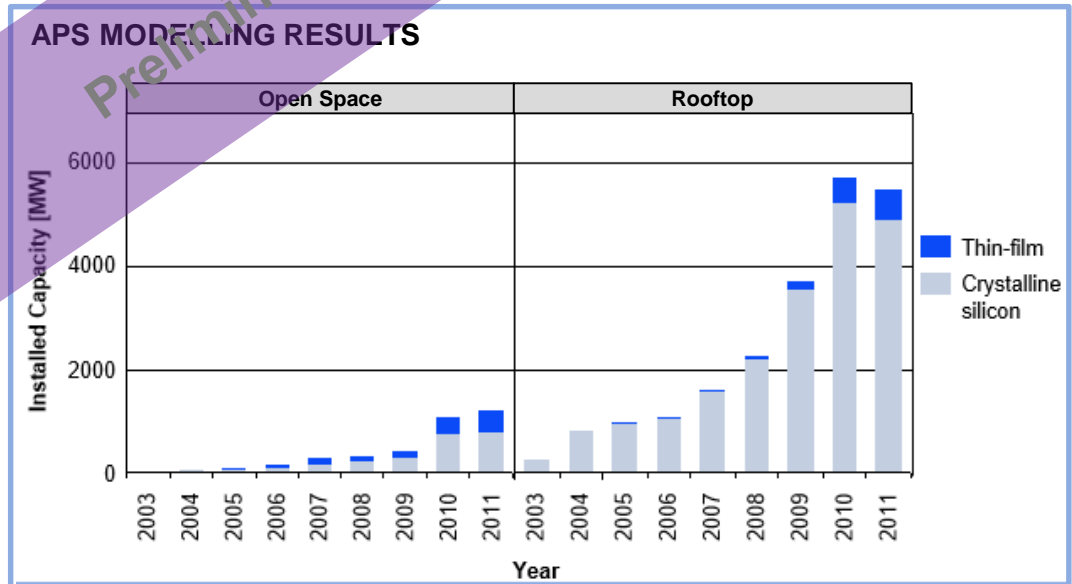


Historical feed-in tariff in Germany

- Application-specific
- Technology neutral (subtechnology)

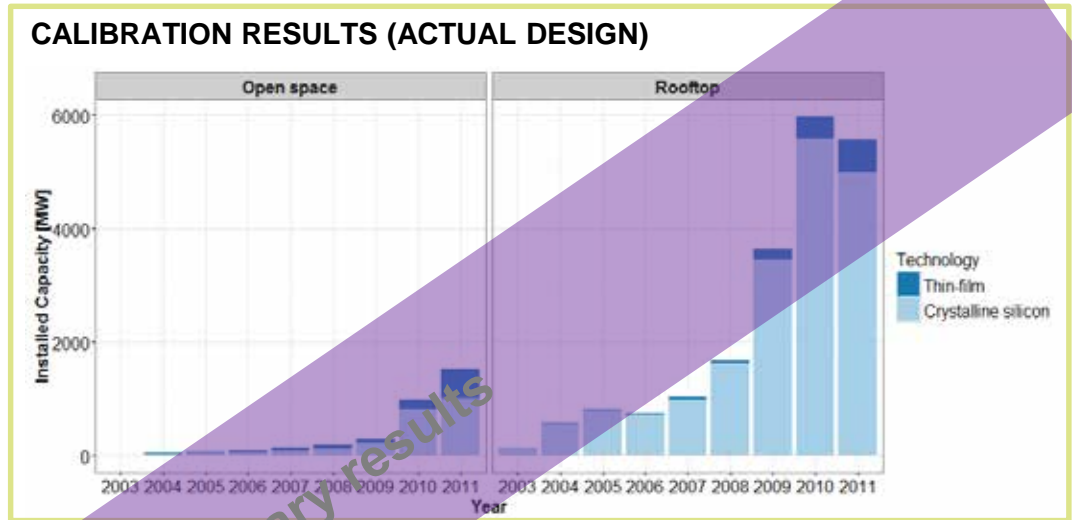
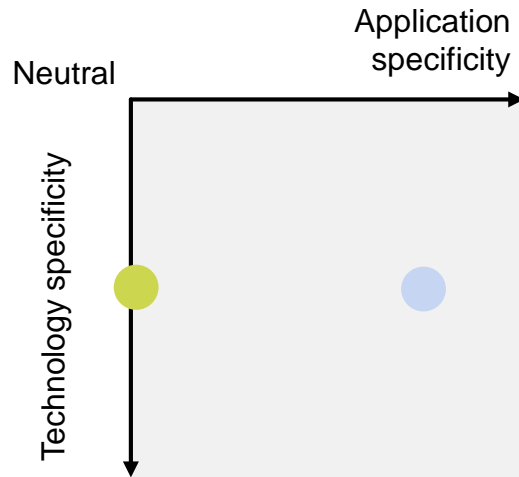
Very **similar results** even though the models use different boundary conditions

Validity of APS model is given



Preliminary results

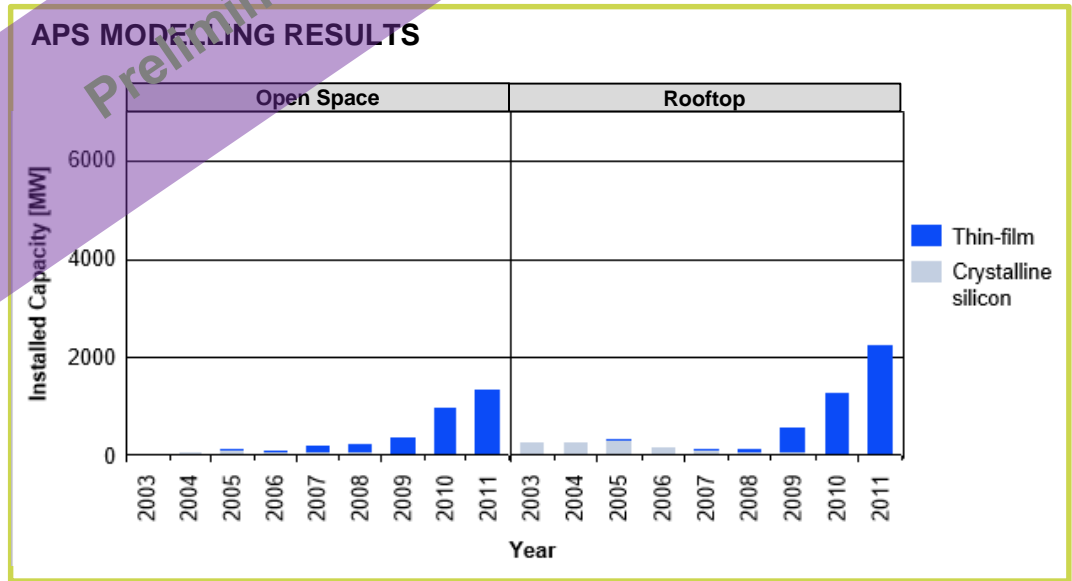
Alternative Policy Scenarios – Technology/Application Neutrality



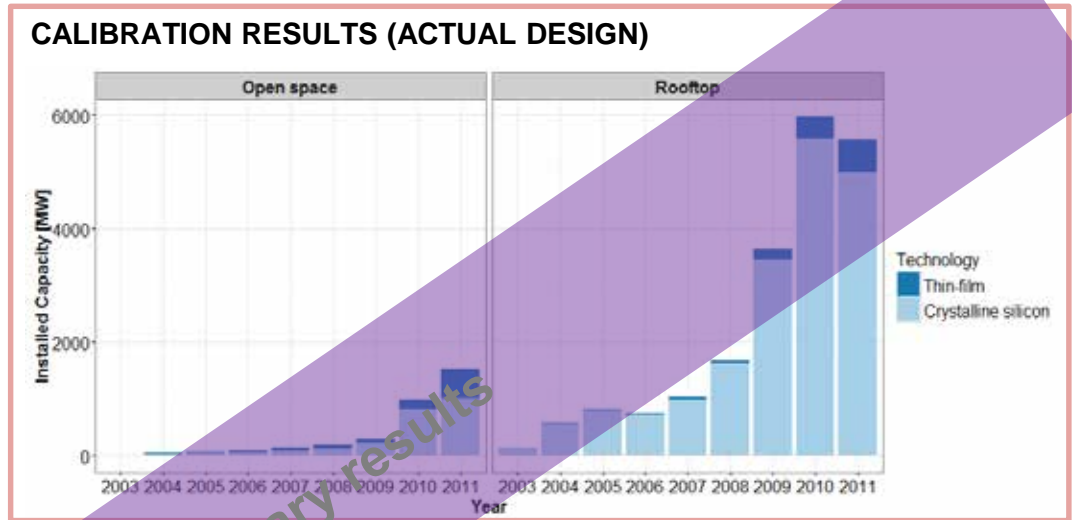
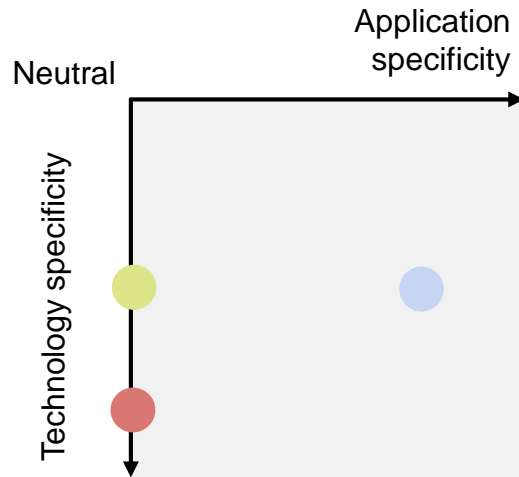
- APS 1**
- Application neutral
 - Technology neutral
 - **Historical open space FIT for all applications**

Lower overall diffusion (especially rooftop application)

Lock-in to thin film



Alternative Policy Scenarios – Technology Specificity



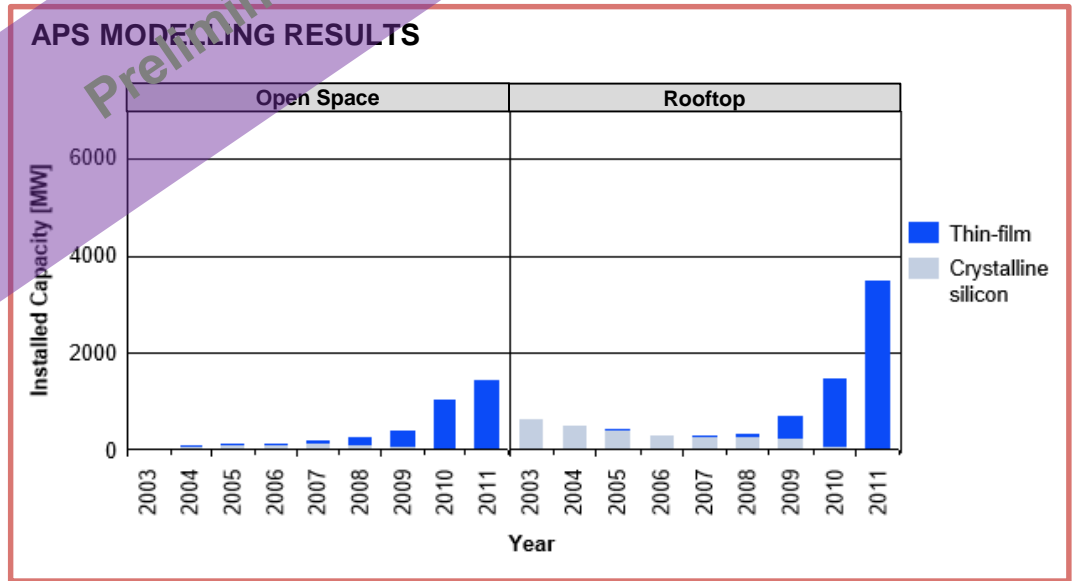
APS 2.1

- Application neutral
- Technology-specific
- +5% FiT for c-Si

Higher overall diffusion (esp. rooftop) than for APS 1

Higher initial diffusion of c-Si, then **lock-in to thin film**

Spillovers from c-Si to thin film in terms of BOS cost



Agenda

- § Background
- § Research Question, Approach, and Case
- § Methods
- § Results
- § **Discussion**

Discussion and Policy Implications

Technology and application neutrality

- leads to low overall diffusion
- leads to lock-in to one technology

Technology specificity

- adds to overall diffusion
- leads to lock-in to one technology

Application specificity

- adds to overall diffusion
- may prevent lock-in to one technology

Policy design has a big impact on and may, even unintendedly, lead to technology selection

Application-specific policies may open **niches** for technologies to mature

Changes in the technology selection happen **gradually** and leave space for policy makers to **adapt the policy design**

Thank you for your attention!

For more information and publications,
please visit: www.epg.ethz.ch